

PAINfusor

INFUSION SYSTEMS

Catheter

Continuous development for continuous infusion



**Targeted Drug
Delivery System**

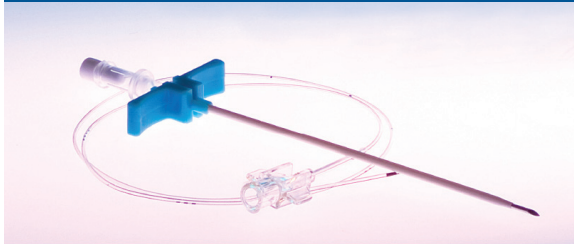
**CONTINUOUS WOUND INFUSION
FOR POSTOPERATIVE PAIN RELIEF**

Plan1Health

Partnering clinical expertise
and industrial technology

CONTINUOUS WOUND INFUSION

Continuous Wound Infusion (CWI) is a technique which uses a multi-holed catheter to deliver local anaesthetics or analgesics directly into the wound for postoperative pain relief. It can be used as a single technique or as part of a multi-modal analgesic approach.



Effective Postoperative Analgesia

The continuous wound infusion of local anaesthetics or analgesics has been proven to provide effective postoperative analgesia for patients undergoing abdominal, gynecological ¹, thoracic ²⁻³ and orthopaedic surgeries ⁴⁻⁷ as well as C section ⁸ and hernia repair. ⁹

Reduces Opioid Usage

Continuous wound infusion reduces the need for systemic opioids in the postoperative period. ¹⁻⁹

Safe Technique

Continuous infusion of local anaesthetics or analgesics in the surgical wound for postoperative analgesia is a safe technique as it does not increase the number of wound infections ⁵⁻⁷⁻⁸, does not impair the wound healing process ⁵⁻⁷⁻⁸, and does not generate toxic levels of local anaesthetics in the patient's plasma. ¹⁻⁵⁻⁷⁻⁸

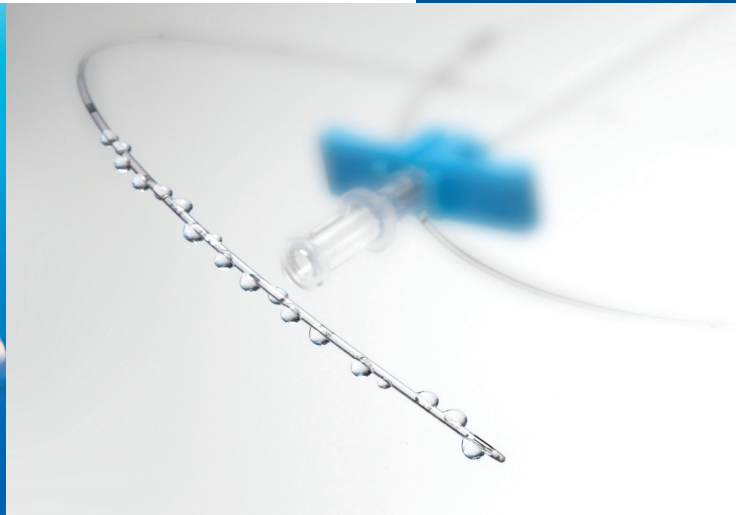

Reduces Hospitalisation

Some studies found that continuous wound infusion can reduce a patient's length of stay in hospital. ¹⁻²⁻⁵

Excellent Patient Satisfaction

Continuous wound infusion for postoperative analgesia provides excellent patient satisfaction. ⁵⁻⁶⁻⁸





PAINfusor Catheter features and benefits

- **Radioopaque catheter with advanced design feature** to optimise uniform flow distribution
- **High tensile strength** indicating low risk of breakage ¹³
- **Convenient, easy to use system** with peel-away Introducer needle, dressing and catheter fixation
- **Range of 19 gauge catheters** to cover various incision lengths
- **Markings** to allow identification of multi-holed section, distance from the beginning of the multi-holed section and catheter integrity
- **Preconnected hub and hub sleeve** minimise the risk of disconnection or kinking after removal

PAINfusor
Catheter

CATHETERS FOR CONTINUOUS WOUND INFUSION

REF	Name	Fenestred length	Overall length
203.06.10.02P	PAINFUSOR Catheter 2.5	2.5 cm	37.5 cm
203.06.10.07P	PAINFUSOR Catheter 7.5	7.5 cm	42.5 cm
203.06.10.15P	PAINFUSOR Catheter 15	15 cm	50 cm
203.06.10.22P	PAINFUSOR Catheter 22.5	22.5 cm	57.5 cm
203.06.10.30P	PAINFUSOR Catheter 30	30 cm	65 cm

REFERENCES

1. Beaussier M, El'ayoubi H, Schiffer E, Rollin M, Parc Y, Mazoit JX, Azizi L, Gervaz P, Rohr S, Biermann C, Lienhart A, Eledjam JJ. Continuous preperitoneal infusion of ropivacaine provides effective analgesia and accelerates recovery after colorectal surgery: a randomized, double-blind, placebo-controlled study. *Anesthesiology*. 2007 Sep;107(3):461-468.
2. Dowling R, Thielmeier K, Ghaly A, Barber D, Boice T, Dine A. Improved pain control after cardiac surgery: results of a randomized, double-blind, clinical trial. *J. Thorac. Cardiovasc. Surg.* 2003 Nov;126(5):1271-8.
3. Karakaya D, Baris S, Ozkan F, Demircan S, Gok U, Ustun E, et al. Analgesic effects of interpleural bupivacaine with fentanyl for post-thoracotomy pain. *J Cardiothorac Vasc Anesth* 2004 Aug;18(4):461-5.
4. Axelsson K, Nordenson U, Johanson E, Rawal N, Ekback G, Lidegran G, et al. Patient-controlled regional analgesia (PCRA) with ropivacaine after arthroscopic subacromial decompression. *Acta Anaesthesiol Scand* 2003 Sep;47(8):993-1000.
5. Bianconi M, Ferraro L, Ricci R, Zanoli G, Antonelli T, Giulia B, et al. The pharmacokinetics and efficacy of ropivacaine continuous wound instillation after spine fusion surgery. *Anesth Analg* 2004 Jan;98(1):166-72 table.
6. Blumenthal S, Dullenkopf A, Rentsch K, Borgeat A. Continuous infusion of ropivacaine for pain relief after iliac crest bone grafting for shoulder surgery. *Anesthesiology* 2005 Feb;102(2):392-7.
7. Gottschalk A, Burmeister MA, Radtke P, Krieg M, Farokhzad F, Kreissl S, et al. Continuous wound infiltration with ropivacaine reduces pain and analgesic requirement after shoulder surgery. *Anesth Analg* 2003 Oct;97(4):1086-91, table.
8. Fredman B, Shapiro A, Zohar E, Feldman E, Shorer S, Rawal N, et al. The analgesic efficacy of patientcontrolled ropivacaine instillation after Cesarean delivery. *Anesth Analg* 2000 Dec;91(6):1436-40.
9. LeBlanc KA, Bellanger D, Rhynes VK, Hausmann M. Evaluation of continuous infusion of 0.5% bupivacaine by elastomeric pump for postoperative pain management after open inguinal hernia repair. *J Am Coll Surg* 2005 Feb;200(2):198-202.
10. D. Thiveaud, V. Demazières, J. Lafont. Comparison of the performance of four elastomeric devices. *EJHP* 2005; P.2:56-6.



0123

PAINfusor

INFUSION SYSTEMS

Catheter

Continuous development for continuous infusion



**Targeted Drug
Delivery System**

**CONTINUOUS WOUND INFUSION
FOR POSTOPERATIVE PAIN RELIEF**

ERMED AG

Tel 052/687 40 80

www.erved.ch

Zunderst Wylar 14

Fax 052/687 40 89

info@erved.ch

8226 Schleithelm

Plan1Health

Partnering clinical expertise
and industrial technology